



# PJESDA5V6-5G SERIES

## QUAD ARRAY FOR ESD PROTECTION

### FEATURES

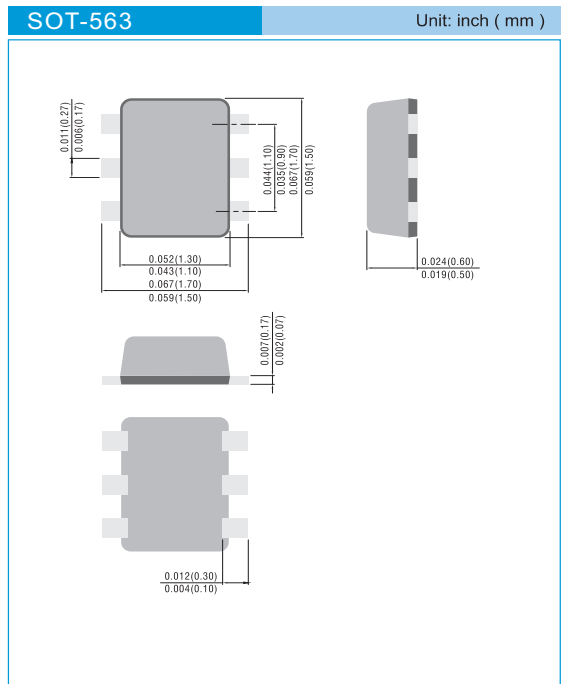
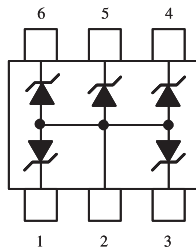
- Low Leakage <math> < 1\mu A @ V\_{RWM}</math>
- Breakdown Voltage : 5.6Volt-6.7Volt@1mA
- ESD Protection Meeting IEC61000-4-2-Level 4
- In compliance with EU RoHS 2002/95/EC directives

### MECHANICAL DATA

Case : SOT-563, Plastic

Terminals : Solderable per MIL-STD-750, Method 2026

Approx. Weight : 0.003 gram



### MAXIMUM RATINGS (T<sub>A</sub>=25°C unless otherwise noted)

Parameter	Symbol	Limits	Unit
Peak Power Dissipation (8x20μs@T <sub>A</sub> =25°C)(Note 1)	P <sub>PK</sub>	40	W
Steady State Power-1Diode (Note 2)	P <sub>D</sub>	300	mW
Thermal Resistance Junction to Ambient Above 25°C,Derate	R <sub>θJA</sub>	370 2.7	°C/W mW/°C
Lead Solder Temperature (10 seconds duration)	T <sub>L</sub>	260	°C
Operating Junction and Storage Temperature Range	T <sub>J</sub> ,T <sub>STG</sub>	-55 to +150	°C

Stresses exceeding Maximum Ratings may damage the device. Maximum Ratings are stress ratings only. Functional operation above the Recommended Operating Conditions is not implied. Extended exposure to stresses above the Recommended Operating Conditions may affect device reliability.

### ELECTRICAL CHARACTERISTICS (T<sub>A</sub>=25°C)

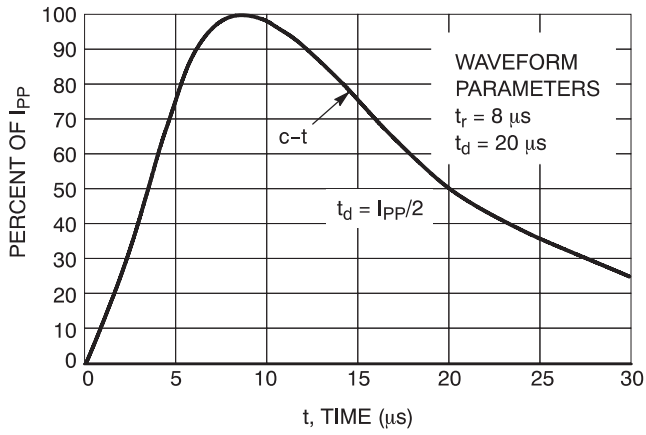
Part Number	Breakdown Voltage V <sub>BR</sub> @1mA (Volts)			Leakage Current I <sub>RM</sub> @V <sub>RM</sub>		V <sub>C</sub> Max@I <sub>PP</sub>		Max Capacitance @0V Bias (1MHz)	Marking
	Min	Nom	Max	V <sub>RWM</sub>	I <sub>RWM</sub>	V <sub>C</sub>	I <sub>PP</sub>		
	V	V	V	V	μA	V	A	pF	
PJESDA5V6-5G	5.32	5.6	5.88	3.0	1	10	5.0	45	SB
PJESDA6V2-5G	5.89	6.2	6.51	4.3	1	11	4.5	40	SC
PJESDA6V8-5G	6.37	6.7	7.04	5.0	1	12	4.0	35	SD

1.Non-repetitive current per Figure 1.

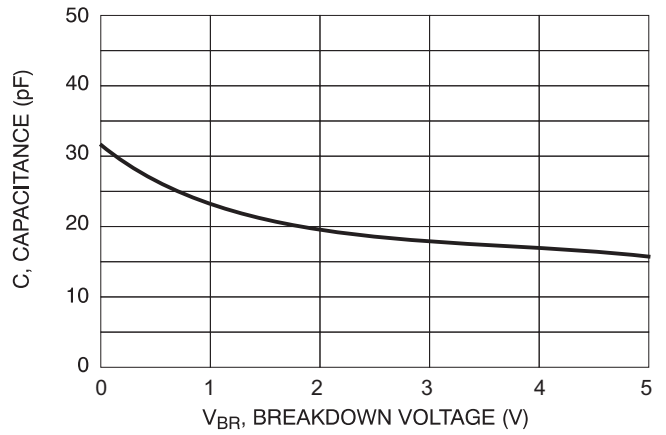
2.Only 1 diode under power. For all 4 diodes under power, P<sub>D</sub> will be 25%. Mounted on FR-4 board with min pad



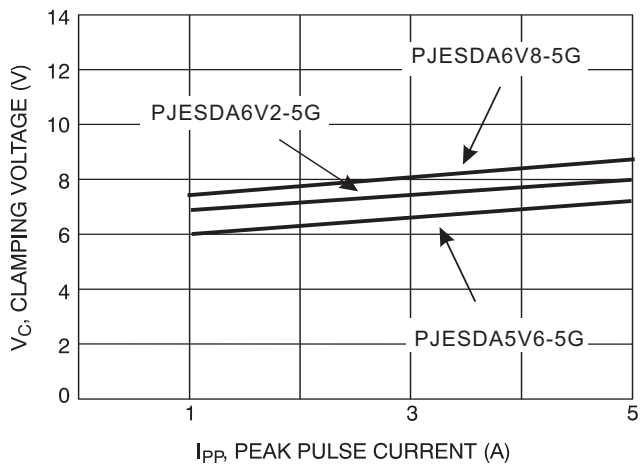
# PJESDA5V6-5G SERIES



**Figure 1. Pulse Waveform**



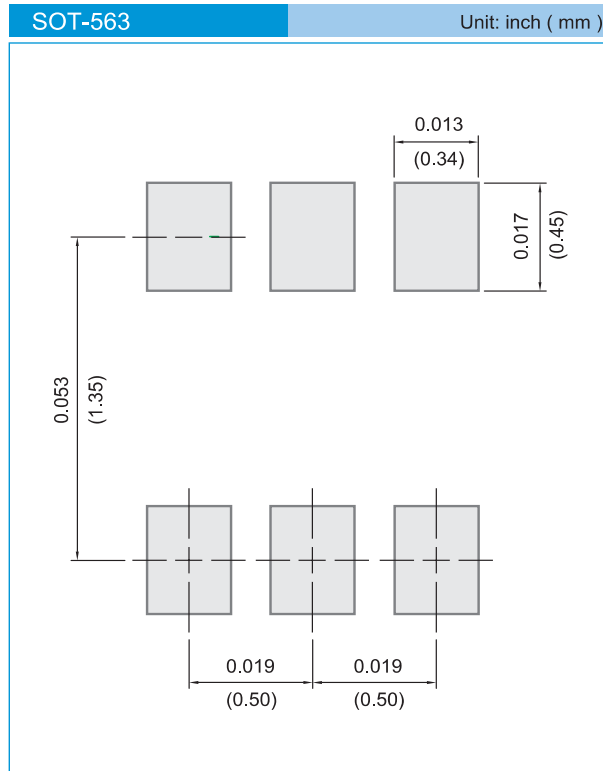
**Figure 2. Typical Capacitance**



**Figure 3. Clamping Voltage versus Peak Pulse Current**



## MOUNTING PAD LAYOUT



## ORDER INFORMATION

- Packing information

T/R - 4K per 7" plastic Reel

T/R - 10K per 13" plastic Reel

## LEGAL STATEMENT

### Copyright PanJit International, Inc 2009

The information presented in this document is believed to be accurate and reliable. The specifications and information herein are subject to change without notice. Pan Jit makes no warranty, representation or guarantee regarding the suitability of its products for any particular purpose. Pan Jit products are not authorized for use in life support devices or systems. Pan Jit does not convey any license under its patent rights or rights of others.